

## Anticipation Guide: A Field Trip to the Farm

Anticipation guides support the Building Background and Strategies components of the SIOP Model. They are given to students before a unit or lesson in order to help them make connections with prior experiences and past learning and introduce vocabulary and key concepts. Anticipation guides can also help students organize their thinking on a topic and prepare them to make predictions about what they will learn. They are often revisited after a unit or lesson so students can record what they've learned. This anticipation guide fosters peer to peer interaction and provides a concrete way for students to make predictions as to what they will see on a field trip and develop oral language proficiency. Included in this activity are materials for the teacher to cut out and use in a pocket chart. This activity is designed to do as a whole class.

### Instructions

1. Before a field trip to the farm, place the category cards at the top of either side of a pocket chart.
2. Cut out the picture cards.
3. Gather all of the students on the rug and explain that they will use pictures to predict what they will or won't see on their field trip to the farm.
4. Teach students the sentence following sentence frames.
  - a. We will see \_\_\_\_\_.
  - b. We will not see \_\_\_\_\_.
5. Divide the students into pairs and hand a picture card to each pair.
6. Have the pairs look at their picture and decide if it shows something they will see or will not see at the farm. Then have them practice using the correct sentence frame with their picture. Encourage those students with higher language proficiencies to elaborate on the frames by adding the phrases "I think," "I believe," or "I predict" to the beginning of the frames.
7. As a whole class, call on pairs to put their pictures under the correct heading on the chart. After each card has been placed, have the class use the sentence frames together to state the prediction.
8. Do not correct wrong answers. After the field trip, have the students revisit the chart and see if they were correct.

## Category Cards: A Field Trip to the Farm

**At the Farm**



**Not at the Farm**















### Sentence Frames

We will see \_\_\_\_\_.

We will not see \_\_\_\_\_.

# Picture Cards: A Field Trip to the Farm

 <p>barn</p>	 <p>pigs</p>	 <p>lion</p>
 <p>pumpkins</p>	 <p>apple trees</p>	 <p>carousel</p>
 <p>tractor</p>	 <p>elephant</p>	 <p>cow</p>
 <p>school</p>	 <p>buildings</p>	 <p>train</p>